

NOTE: HORNS & STROBES TO BE HANG SUSPENDED FROM CEILING IN STOCKROOM AREA SO AS TO NOT INTERFERE W/ FIXTURES.

1 REFLECTED CEILING PLAN

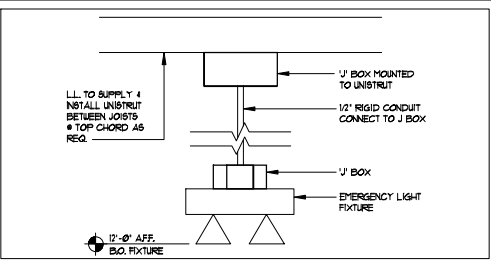
TYPE	SYMBOL	MANUFACT./CAT. #	DESCRIPTION	MOUNTING TYPE	LAMP(S)	VOLTS/WATTS	REMARKS
A	[Symbol]	TEXAS FLUORESCENT C-2-32-XI-LNB040K	4' COMMERCIAL WIDE LED STRIPLITE	CEILING MOUNTED G729	LED T8	271 36	PROVIDED & INSTALLED BY LL.
A1	[Symbol]	TEXAS FLUORESCENT/FIB SERIES FIB-L-3-328-XI-LNB040K-PI	8' F-HIBAY LED STRIPLITE	CABLE MOUNTED G729	LED T8	271 106	PROVIDED & INSTALLED BY LL. AIAL SH- SEE ELEC. PLANS FOR WIRING
A2	[Symbol]	TEXAS FLUORESCENT/FIB SERIES FIB-L-3-328-XI-LNB040K-PI	8' F-HIBAY LED STRIPLITE	CABLE MOUNTED G729	LED T8	271 54	PROVIDED & INSTALLED BY LL.
A3	[Symbol]	TEXAS FLUORESCENT C-2-32-8-XI-LNB040K	4' COMMERCIAL WIDE LED STRIPLITE	CEILING MOUNTED	LED T8	271 12	PROVIDED & INSTALLED BY LL. AIAL SH- SEE ELEC. PLANS FOR WIRING
B	[Symbol]	TEXAS FLUORESCENT C-2-32-8-XI-LNB040K	4' COMMERCIAL WIDE LED STRIPLITE	CEILING MOUNTED	LED T8	271 12	PROVIDED & INSTALLED BY LL.
E	[Symbol]	5-0650-1000-02-00	DUFFY DOME DROP CAMERA	PENDANT MOUNTED	-	-	PROVIDED BY FB. 1. INSTALLED BY T&C. T&C TO PROVIDE & INSTALL BATTERIES
F	[Symbol]	PATHWAY LIGHTING FEAR-DL	UNIVERSAL EXT LED REE	SURFACE MOUNTED	LED	771 -	PROVIDED & INSTALLED BY LL.
FL	[Symbol]	LOZIER QUICK CONNECT LIGHTS LSQC-3-LED4000	3' OR 4' UNDER SHELF LIGHTING REFER TO PLAN	MAGNET MOUNTED	LED	24 3&PT	PROVIDED BY FB. 1. INSTALLED BY T&C.
G	[Symbol]	LITONIA LIGHTING EL76-W-LP03V6	DUAL HEAD EMERGENCY W/ BATTERY PACK	HANG/SEE DETAIL	LED	271 15	SEE DTL. 41&G FOR MOUNTING PROVIDED & INSTALLED BY LL.
H	[Symbol]	TEXAS FLUORESCENT DCCS6L-403&4L-MV-50K	RULL OUT-OF WALL PACKS	SURFACE MOUNTED	LED	271 42	PROVIDED & INSTALLED BY LL.
I	[Symbol]	CON-TECH LIGHTING RL38-CTR800-CLR	6" NCADESCENT DOWNLIGHT SPECULATOR 4 TRIM CLEAR DOUBLE HEAD WEATHER PROOF REMOTE EMERGENCY LIGHT	RECESSED FIXTURE	TW PAR 38 LED	100 26	PROVIDED & INSTALLED BY LL.
J	[Symbol]	TEXAS FLUORESCENT DCCS6L-403&4L-MV-50K	RULL OUT-OF WALL PACKS	SURFACE MOUNTED	LED	271 42	PROVIDED & INSTALLED BY LL.
LB	[Symbol]	4' FIXTURE LIGHTING IN STYLE SECTION	CLIP MOUNTED	LED	100 -	PROVIDED BY FB. 1. INSTALLED BY T&C.	
LT-6	[Symbol]	HOUSING: CTL-288&N-P LAMP: TP4R3&G4M1M&QFL40	CONTECH TRACK LT-6-P	THREADED ROD PAINTED P-1	LED	100 11	PROVIDED & INSTALLED BY LL. B.O. TRACK LIGHTS # 12'-0" AFF. UON
LT-8	[Symbol]	HOUSING: CTL-288&N-P LAMP: TP4R3&G4M1M&QFL40	CONTECH TRACK LT-8-P	THREADED ROD PAINTED P-1	LED	100 11	PROVIDED & INSTALLED BY LL. B.O. TRACK LIGHTS # 12'-0" AFF. UON
LT-12	[Symbol]	HOUSING: CTL-288&N-P LAMP: TP4R3&G4M1M&QFL40	CONTECH TRACK LT-12-P	THREADED ROD PAINTED P-1	LED	100 11	PROVIDED & INSTALLED BY LL. B.O. TRACK LIGHTS # 12'-0" AFF. UON
M	[Symbol]	TEXAS FLUORESCENT SP80&L-4&3-2&4&L-MV-50K-B&UP DN SPECTRUM CYLINDERS: SP020&L&D&V-26&0-5&K-EX-2000V-5&0-50-LL-8P-GW	EXTERIOR SCENCE	SURFACE MOUNTED	LED	271 42	PROVIDED & INSTALLED BY LL.
N	[Symbol]	TEXAS FLUORESCENT SP80&L-4&3-2&4&L-MV-50K-B&UP DN SPECTRUM CYLINDERS: SP020&L&D&V-26&0-5&K-EX-2000V-5&0-50-LL-8P-GW	EXTERIOR SCENCE	SURFACE MOUNTED	LED	271 26	PROVIDED & INSTALLED BY LL.

NOTE: LIGHT FIXTURES WILL BE PROCURED THROUGH A NATIONAL LIGHTING PROGRAM WITH VILLA LIGHTING. FIVE-BELOW CORPORATE HAS NEGOTIATED DISCOUNTED BULK PRICING FOR THE BENEFIT OF ITS LANDLORD BUILT PROJECTS. NATIONAL PROJECT WILL BE STOCKED AT VILLA LIGHTING'S DISTRIBUTION CENTER IN ST. LOUIS, MO, AND CAN SHIP WITHIN 48 HOURS OF RELEASE PLEASE ALLOW A MINIMUM OF 4-5 DAYS OF TRAVEL AFTER RELEASE. CONTACT DEREK VOKROY AT 314-633-2944 DEREK.VOKROY@VILLALIGHTING.COM

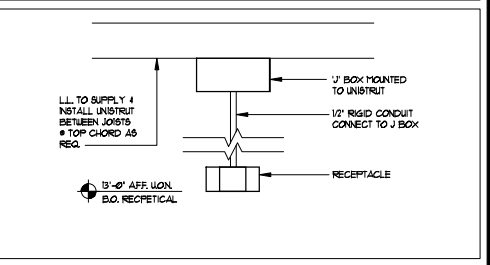
2 LIGHTING FIXTURE SCHEDULE

1. THE ELECTRICAL DRAWINGS ARE A DIAGRAMMATIC REPRESENTATION OF THE WORK TO BE ACCOMPLISHED AND AS SUCH SHOULD NOT BE INTERPRETED TO INDICATE ANY WORK EQUIPMENT OR MATERIAL THAT IS CONTRARY TO THE NEG. OR ANY OTHER GOVERNING CODES OR ORDINANCES.
2. MAIN WIRING AND DISTRIBUTION GEAR SHALL COMPLY WITH SERVING UTILITY COMPANY, NEC, ILL. AND ALL LOCAL GOVERNING AGENCIES PRIOR TO INSTALLATION OF SAID EQUIPMENT.
3. ELECTRICAL WORK SHALL COMPLY WITH ALL NEC, ILL. AND ALL OTHER LOCAL GOVERNING ORDINANCES AND CODES HAVING LEGAL JURISDICTION.
4. THE ELECTRICAL CONTRACTOR IS RESPONSIBLE FOR OBTAINING AND PAYING FOR ANY REQUIRED PERMITS, ETC.
5. THE ELECTRICAL CONTRACTOR SHALL VERIFY THE EXACT LOCATIONS OF SERVICING POINTS WITH THE SERVING VOLTAGE REQUIREMENTS AND NOTIFY ALL TRADES OF SERVING VOLTAGE.
6. THE ELECTRICAL CONTRACTOR SHALL VERIFY THE EXACT LOCATIONS OF ALL HVAC EQUIPMENT AND SHALL FURNISH AND INSTALL ALL CONDUITS AND CONDUIT TO ALL EQUIPMENT AND CONTROLS. CONTRACTOR SHALL MAKE ALL NECESSARY CONNECTIONS AS REQUIRED FOR A COMPLETE WORKING SYSTEM. CONTRACTOR SHALL VERIFY ALL SIZES AND ELECTRICAL REQUIREMENTS PRIOR TO INSTALLATION.
7. THE ELECTRICAL CONTRACTOR SHALL SUBMIT (3) COPIES OF THE SHOP DRAWINGS AND MATERIAL LIST TO THE ELECTRICAL DESIGNER PRIOR TO INSTALLATION.
8. CONTRACTOR SHALL VERIFY INTERRUPTING CAPACITIES WITH SERVING UTILITY COMPANY AND PROVIDE ALL SWITCH GEAR AS REQUIRED FOR THEIR DRAWINGS.
9. CONTRACTOR SHALL VERIFY AND INCLUDE IN BID ALL SERVICE COSTS THAT MAY BE REQUIRED BY SERVING UTILITY COMPANY.
10. CONTRACTOR SHALL VERIFY THE EXACT LOCATION OF ALL MECHANICAL EQUIPMENT AND CONTROL WIRING WITH MECHANICAL CONTRACTOR.
11. CONTRACTOR SHALL VERIFY THE SIZE, AMOUNT, AND LOCATION OF ALL PRIMARY AND SECONDARY CONDUIT WITH THE LOCAL SERVING UTILITY.
12. CONTRACTOR SHALL VERIFY WITH THE SERVING UTILITY THE LOCATION, SIZE, AND MINIMUM CLEARANCE REQUIREMENTS FOR ALL TRANSFORMERS OR SIMILAR EQUIPMENT.
13. THE CONTRACTOR SHALL PROVIDE AND INSTALL STARTER AND/OR DISCONNECTS ON ALL EQUIPMENT WITHOUT FACTORY MOUNTED SAFETY DEVICES AND SHALL BE RESPONSIBLE IN ACCORDANCE WITH MANUFACTURER'S INSTRUCTIONS. THIS EQUIPMENT INCLUDES BUT NOT LIMITED TO ALL MOTORS, CONTROLLERS, AND PLUG DEVICES AS SUPPLIED BY OTHERS.
14. ALL WIRE #10 AND LARGER SHALL BE COPPER THW RATED 75°
15. ALL WIRE SMALLER THAN #10 SHALL BE COPPER THW RATED 60°
16. FUSES AND CIRCUIT BREAKERS SHALL COMPLY WITH SERVING UTILITY COMPANY INTERRUPTING CAPACITY REQUIREMENTS.
17. TELEPHONE SYSTEM IS SCHEMATIC ONLY AND SHALL BE INSTALLED PER OWNER'S REQUIREMENTS.
18. MOUNT ALL SWITCHES AT 48" AFF. UNLESS OTHERWISE NOTED.
19. MOUNT ALL WALL OUTLETS AT 18" AFF. UNLESS OTHERWISE NOTED.
20. BREAKERS IN ALL SUB-PANELS SHALL BE ILL. RATED FOR A MINIMUM OF 10000 AMP/100 VCA OR PER SERVING UTILITY COMPANY.
21. PLASTIC PIPE APPROVED FOR UNDERGROUND USE MAY BE USED WHERE ALLOWED BY GOVERNING BUILDING AUTHORITY.
22. SEE 'E' SHEETS FOR ADDITIONAL INFORMATION AND SPECIFICATIONS APPLICABLE TO THE ELECTRICAL WORK.
23. G.C. TO KEEP ONE (1) SEALED CASE 4 REMINDER OF LATEST OWNER GAGE OF LAMPS TO BE LEFT IN STOCKROOM.
24. CONTRACTOR SHALL VERIFY THE EXACT LOCATION OF ALL MECHANICAL EQUIPMENT AND CONTROL WIRING WITH MECHANICAL CONTRACTOR.

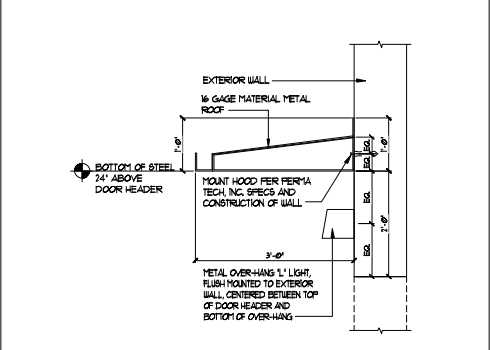
3 SHEET NOTES



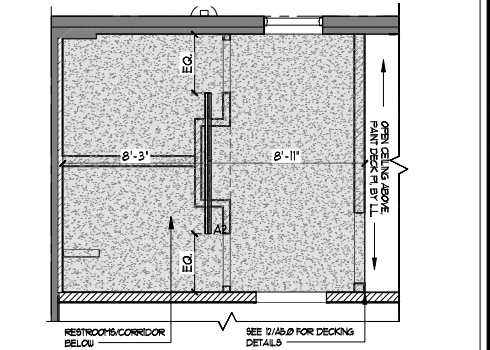
4 EMERGENCY LIGHT DTL. N.T.S.



6 RECEPTACLE DTL. N.T.S.



5 REAR HOOD ATTACH SCALE: 3/4\"/>



7 DECKING LIGHT DETAIL SCALE: 1/4\"/>

pbms design group
 2216 E. BROADWAY, SUITE 300
 ARLINGTON, TEXAS 76010
 817.633.2020 | 817.633.4153 F

CONSULTANTS
mb
 MICHAEL R. BLACK, AIA
 2226 E. BROADWAY, SUITE 300
 ARLINGTON, TEXAS 76010
 817.701.4819

SCALE
 SEAL
 REGISTERED ARCHITECT
 STATE OF TEXAS
 No. 2345
 Expires 12/31/18

DATE ISSUE

SCALE: 3/16" = 1'-0"

10/13/17 CITY/CUST. COMMENTS
 DATE REVISION

PROJECT NAME / LOCATION
fIVE BELOW
 ARBOR PARK SHOPPING CENTER
 17700 SAN PEDRO AVE, SUITE 702
 SAN ANTONIO, TX 78232

PROJECT INFORMATION
 DATE: 09-07-17
 PROJECT NO.: 170128
 DELIVERY TYPE: V-BOX
 DRAWN BY: JHD
 CHECKED BY: MRB

SHEET TITLE / NUMBER
 REFLECTED CEILING PLAN
A2.0